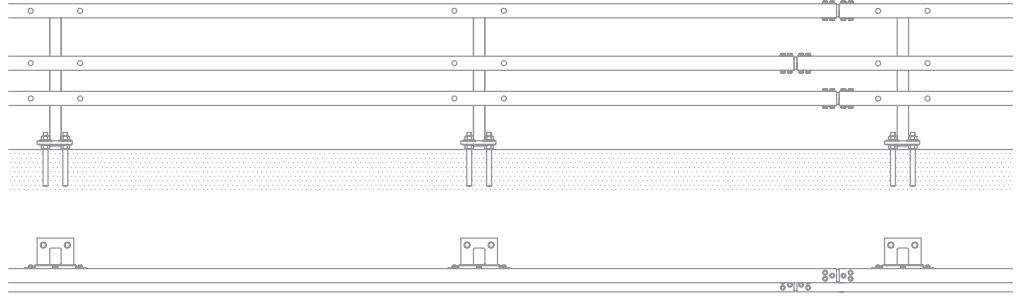
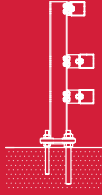


passco H2-A-W3 (BW)

Standardın Adı / Test Standard	EN 1317-1/2
Test Metodu / Test Method	TB 11 + TB 51
Test Laboratuvarı / Test Laboratory	IBDiM
Engelleme Seviyesi / Containment Level	H2
Çarpma Siddet Endeksi / Impact Severity Level	A
Çalışma Aralığı / Working Width	W3 = 0,9 m
Araç İhlal Mesafesi / Vehicle Intrusion	VI3 = 0,9 m
Test Uzunluğu / Tested Length	46 m
Dikme Aralığı / Post Distance	3,00 m
Yükseklik / Height	1,00 m
Genislik / Width	0,25 m / 0,30 m
Ağırlık / Weight	35,0 kg/m



PASS+CO[®]

YOL GÜVENLİK SİSTEMLERİ A.Ş.

+90 533 321 41 43

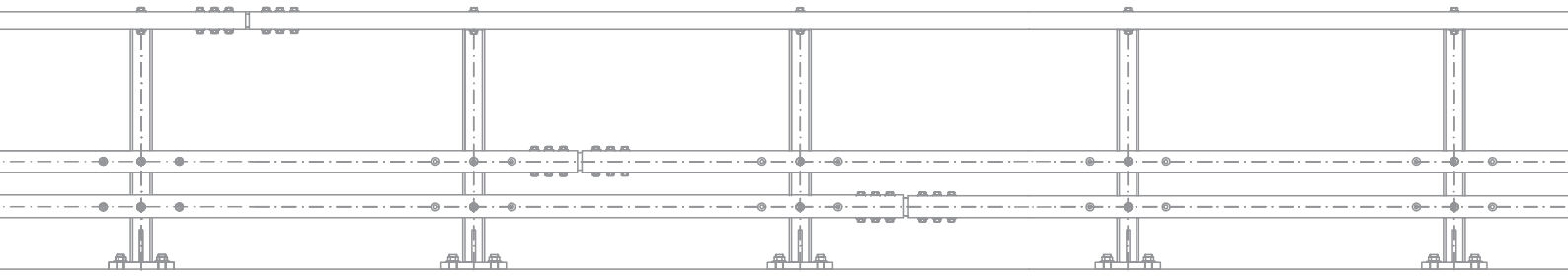

www.passco.com.tr

www.passco.de

esen@passco.com.tr

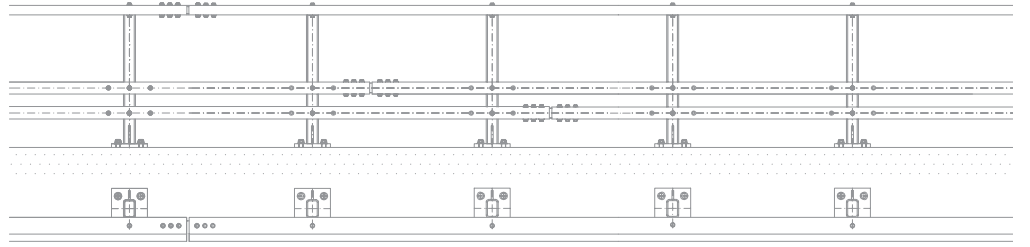
esen@passco.de

WEGÄ
Systems



passco H4b-B-W1 (BW)

Standardın Adı / Test Standard	EN 1317-1/2
Test Metodu / Test Method	TB 11 + TB 81
Test Laboratuvarı / Test Laboratory	IBDiM + DEKRA
Engelleme Seviyesi / Containment Level	H4b
Çarpma Siddet Endeksi / Impact Severity Level	A
Çalışma Aralığı / Working Width	W1 = 0,6 m
Araç İhlal Mesafesi / Vehicle Intrusion	V16 = 2,1 m
Test Uzunluğu / Tested Length	72 m
Dikme Aralığı / Post Distance	1,50 m
Yükseklik / Height	1,20 m
Genislik / Width	0,29 m / 0,47 m
Ağırlık / Weight	75,0 kg/m



PASS+CO[®]

YOL GÜVENLİK SİSTEMLERİ A.Ş.

+90 533 321 41 43

www.passco.com.tr

www.passco.de

esen@passco.com.tr

esen@passco.de

WEGA[®]
Systems



passco H1-A-W2 (ES 1.00)



passco N2/H1-A-W2/W3 (ES 1.33)



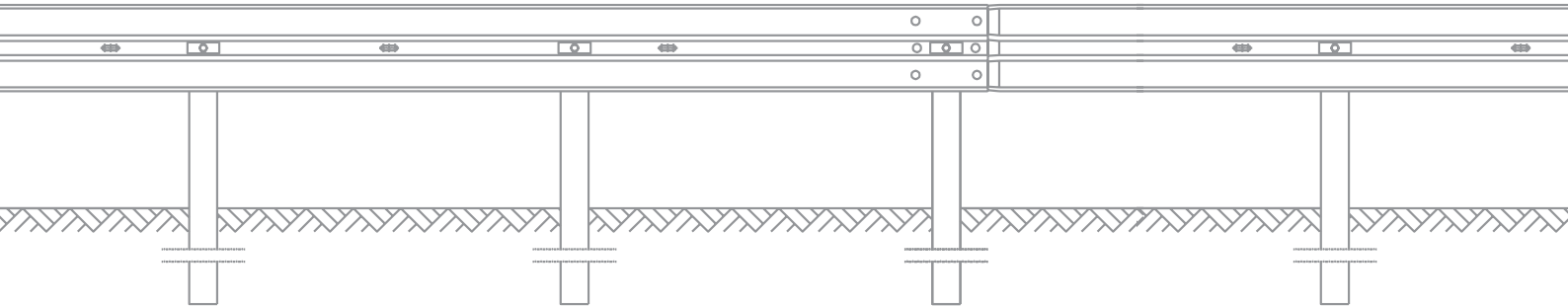
passco H1-A-W3 (ES 1.50)



passco N2/H1-A-W3/W4 (ES 2.0)



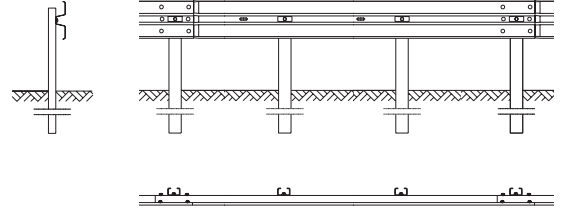
passco N2-A-W4 (ES 4.0)



passco L1

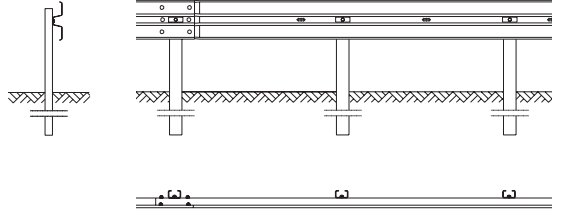
passco H1-A-W2 (ES 1.00)

Engelleme Seviyesi / Containment Level	H1
Çarpma Siddet Endeksi / Impact Severity Level	A
Çalışma Aralığı / Working Width	W2
Sistem Ağırlığı A Tipi Ray / Weight Profil A	24,6 kg/m
Sistem Ağırlığı B Tipi Ray / Weight Profil B	23,7 kg/m



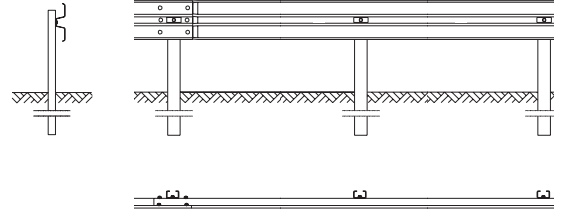
passco N2/H1-A-W2/W3 (ES 1.33)

Engelleme Seviyesi / Containment Level	N2 + H1
Çarpma Siddet Endeksi / Impact Severity Level	A
Çalışma Aralığı / Working Width	N2: W2=0,8 m H1: W3=0,9 m
Sistem Ağırlığı A Tipi Ray / Weight Profil A	19,5 kg/m
Sistem Ağırlığı B Tipi Ray / Weight Profil B	18,7 kg/m



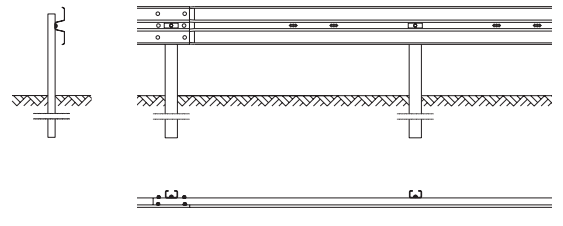
passco H1-A-W3 (ES 1.50)

Engelleme Seviyesi / Containment Level	H1
Çarpma Siddet Endeksi / Impact Severity Level	A
Çalışma Aralığı / Working Width	W3=1,0 m
Sistem Ağırlığı A Tipi Ray / Weight Profil A	19,5 kg/m
Sistem Ağırlığı B Tipi Ray / Weight Profil B	18,8 kg/m



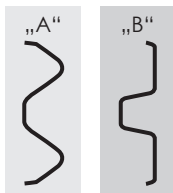
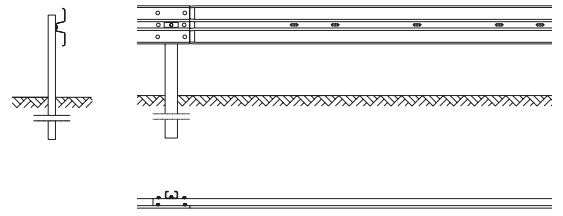
passco N2/H1-A-W3/W4 (ES 2.0)

Engelleme Seviyesi / Containment Level	N2 + H1
Çarpma Siddet Endeksi / Impact Severity Level	A
Çalışma Aralığı / Working Width	N2: W3=1,0 m H1: W4=1,3 m
Sistem Ağırlığı A Tipi Ray / Weight Profil A	16,4 kg/m
Sistem Ağırlığı B Tipi Ray / Weight Profil B	15,6 kg/m



passco N2-A-W4 (ES 4.0)

Engelleme Seviyesi / Containment Level	N2
Çarpma Siddet Endeksi / Impact Severity Level	A
Çalışma Aralığı / Working Width	W4=1,2 m
Sistem Ağırlığı A Tipi Ray / Weight Profil A	13,3 kg/m
Sistem Ağırlığı B Tipi Ray / Weight Profil B	12,5 kg/m



PASS+CO®

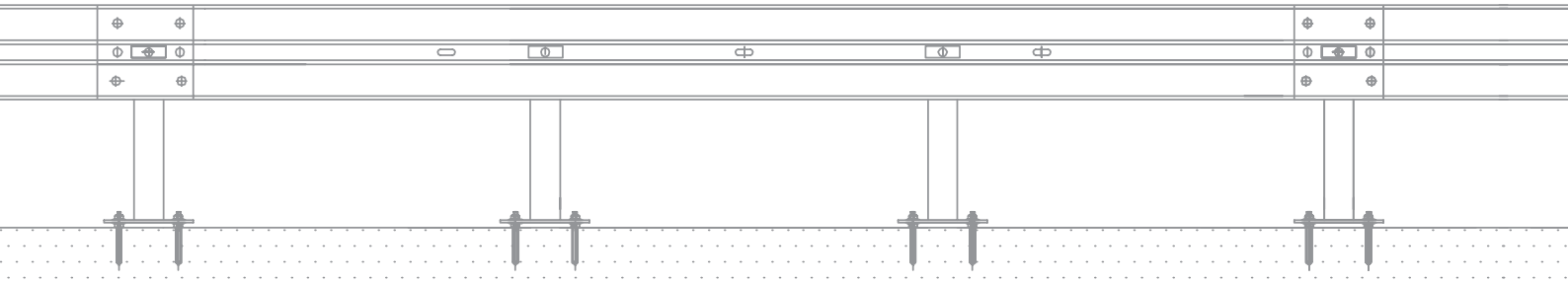
YOL GÜVENLİK SİSTEMLERİ A.Ş.

+90 533 321 41 43

www.passco.com.tr
www.passco.de

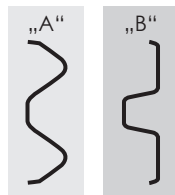
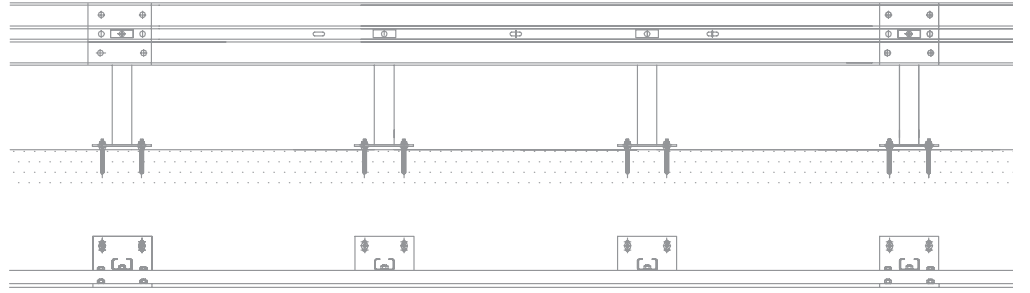
esen@passco.com.tr
esen@passco.de





passco L1 H1-A-W4 (BW-ES 1.33)

Standardın Adı / Test Standard	EN 1317-1/2
Test Metodu / Test Method	TB 11 + TB 32 + TB 42
Test Laboratuvarı / Test Laboratory	CSI S.p.A.
Engelleme Seviyesi / Containment Level	H1
Çarpma Siddet Endeksi / Impact Severity Level	A
Çalışma Aralığı / Working Width	W4 = 1,2 m
Araç İhlal Mesafesi / Vehicle Intrusion	VI5 = 1,6 m
Test Uzunluğu / Tested Length	48 m
Yükseklik / Height	0,75 m
Genislik / Width	0,14 m / 0,28 m
Sistem Ağırlığı A Tipi Ray / Weight Profil A	18,2 kg/m
Sistem Ağırlığı B Tipi Ray / Weight Profil B	17,4 kg/m



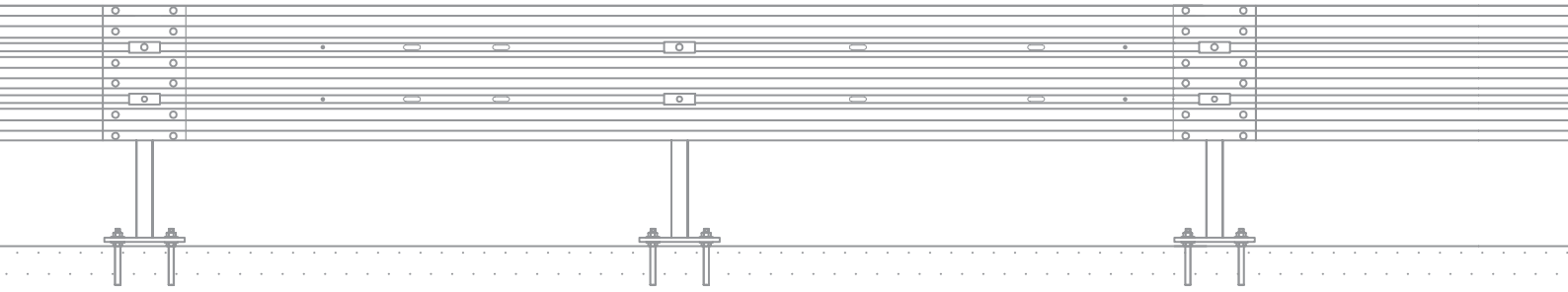
PASS+CO®
YOL GÜVENLİK SİSTEMLERİ A.Ş.

+90 533 321 41 43

www.passco.com.tr
www.passco.de

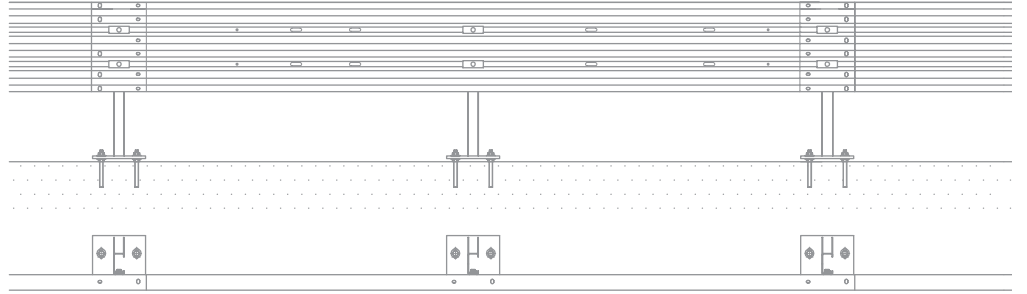
esen@passco.com.tr
esen@passco.de





passco L2 H2-A-W4 (BW-ES 2.00) 3n

Standardın Adı / Test Standard	EN 1317-1/2
Test Metodu / Test Method	TB 11 + TB 51
Test Laboratuvarı / Test Laboratory	CSI S.p.A.
Engelleme Seviyesi / Containment Level	H2
Çarpma Siddet Endeksi / Impact Severity Level	A
Çalışma Aralığı / Working Width	W4 = 1,3 m
Araç İhlal Mesafesi / Vehicle Intrusion	VI5 = 1,6 m
Test Uzunluğu / Tested Length	60 m
Dikme Aralığı / Post Distance	2,00 m
Yükseklik / Height	0,89 m
Genislik / Width	0,20 m
Ağırlık / Weight	26,0 kg/m



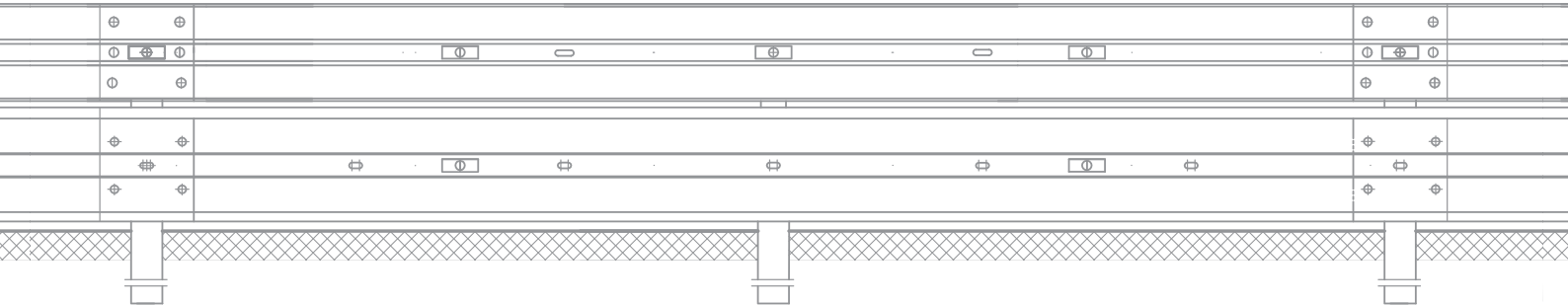
PASS+CO®
YOL GÜVENLİK SİSTEMLERİ A.Ş.

+90 533 321 41 43

www.passco.com.tr
www.passco.de

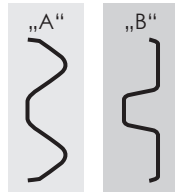
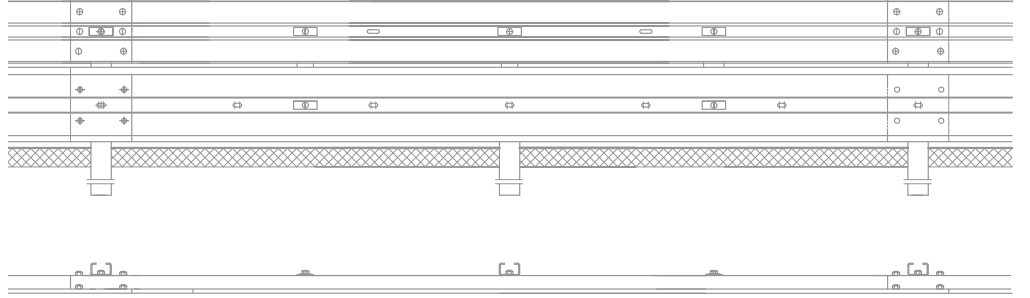
esen@passco.com.tr
esen@passco.de





passco MPS

Standardın Adı / Test Standard	prEN 1317-8:2010
Test Metodu / Test Method	TM. 1.60, TM. 3.60
Test Laboratuvarı / Test Laboratory	CSI S.p.A.
Hız Sınıfı / Speed Class	C60
Performans Sınıfı / Performance Class	Seviye II
Çalışma Aralığı / Working Width	0,3 m
Test Uzunluğu / Tested Length	24 m
Dikme Aralığı / Post Distance	2,00 m
Yükseklik / Height	0,73 m
Genislik / Width	0,14 m
Alt Kenardan Yükseklik / Height Lower Edge	0,03 m
Ağırlık / Weight	6,0 kg/m



PASS+CO®
YOL GÜVENLİK SİSTEMLERİ A.Ş.

+90 533 321 41 43
www.passco.com.tr
www.passco.de

esen@passco.com.tr
esen@passco.de